

# New for 2012 F-AR15 Class for F-Class Activity ZIA R&P Club

**Match Director:** John C Dink

**Contact Info: E-mail:** [jcdink@msn.com](mailto:jcdink@msn.com)

Cell: 505-414-7562

## What Is F-AR15 ?

Simply put **Mid-Range** (600Yard) F-Class format but with AR15's. Same Target, (1/2 MOA X, 1 MOA 10 at 600 yards). F-AR15 will be a spinoff of F-TR. Which is the bipod, restricted caliber version of the original OPEN F-Class. AR's have become common at today's range for many reasons. But at present at ZIA we have no activity designed around AR15 type rifle except 3-gun. AR's can be configured for widely varied purposes today. Traditional HighPower is where the AR began it's competition life, and where it dominates today. AR's configured for HighPower are NOT what we commonly see at ZIA. VARMINT/TARGET versions are now about equally represented as the 3-gun type configurations.

Ammunition will be limited to 223/5.56X45 shooting 68-77 grain Match type bullets. They must be loaded at Magazine length (2.260 OAL) or less. Fired from the magazine as the firearm was originally designed to be used. No single loading long seated bullets. No other wildcat cartridges at least for now, this is meant to keep the playing field level. No bullets cored with anything other than lead, it is a SAFETY issue for people in the pits, no compromise, end of story.

### Muzzle brakes/Suppressors/Flash-hiders

Flashhiders and Suppressors are fine, Muzzle brakes will be restricted due to interaction with other shooters close to you on the line. Simply put I will have to put you **FAR** away from other shooters. We will play this by ear to see how much of a burden it becomes for running the Match.



Yep those white dots are the 600 yard Targets

### F-AR15 Rifle Example Configuration

- 1/-8 or 1/7 twist barrel
- MATCH Type chamber specs
- Flat-top
- MATCH trigger
- Free-Float fore end
- 16-24 inch barrels (longer is better)
- Optical Riser/rail with 20 MOA of slope
- Quality Rifle scope (10X is about the minimum )
- Solidly mounted Prone length Bipod



What you see here is a typical setup, optimized for F-AR15. Things to note.

1. Free-Float forend, since the bipod is attached to forend if the forend was still connected to the bare as the standard AR design you would have accuracy issues as the load changed on the bipod.
2. Buttstock, adjustable. The LOP needed when using a highly magnified optic changes with your position, off hand, kneeling, and prone. If you use a fixed stock you may wish to optimize the scope eye relief for that position.
3. Rear Bag. This is about as high end as it gets, EDGEWOOD LEATHER. But what I wish to show is that you will need a bag height that works with your magazine and bipod height.



#### Scopes/Rails

Again high end but the point is you will need an extended rail to put the scope eye relief where it is needed for prone shooting. You also need to address internal elevation range on your scope.

This scope has 100 MOA of vertical adjustment and I would NOT have to have the 20 MOA tilted rail. If you were using a 1 inch scope you most likely will need it.



#### Bipods/Heat from the Gasblock

Any Prone sized bipod from the Harris type on up to the SINCLAIR F-Class Bipod. But think ahead how you will attach to your forend.

A GG&G is pictured and it attaches to the 1913 rail. I very secure and stable attachment.

Gasblock heat?

Note my gasblock is covered, why?

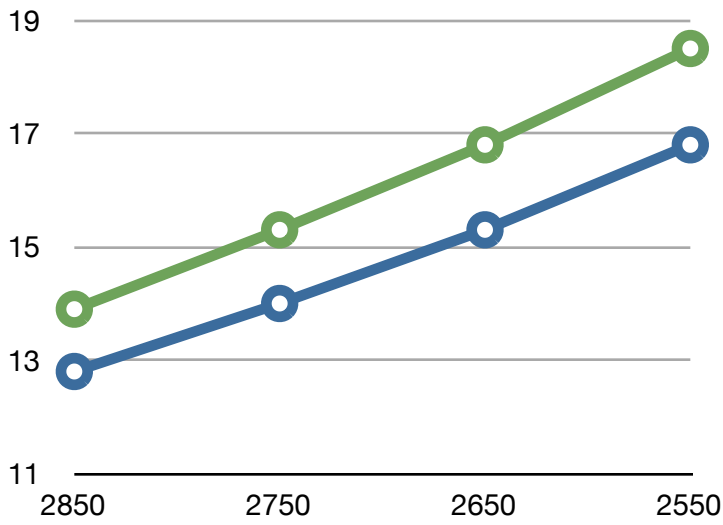
Mirage. The heat from the gasblock will give false indications of mirage that we use for wind doping. An extra long sunshade will also work, or a mirage band.

See the ZIA News Letter or Website for Match times. It will be the same as the normal F-Class/Prone Mid-Range Match.

This is merely a new class, ZIA ONLY at this time. The goal is to provide an opportunity for shooters who have high quality Target AR15's to stretch their shooting knowledge and experience.

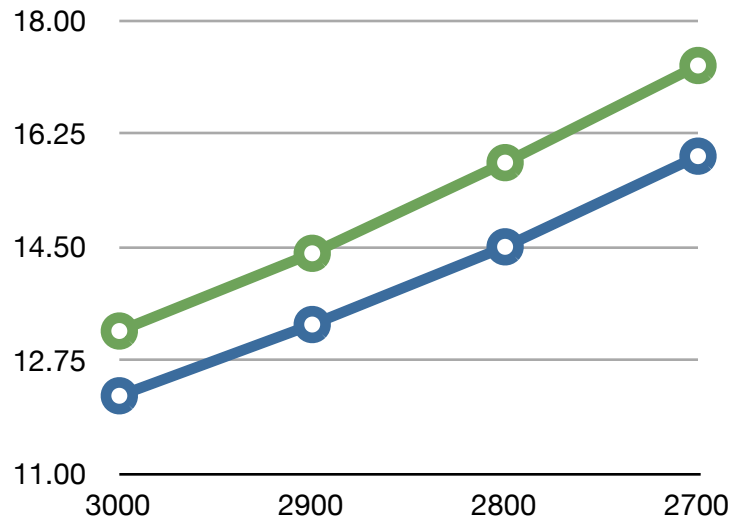
### Values For ZIA at Typical Cold Weather Conditions

#### Come up for 77's from an AR at 600



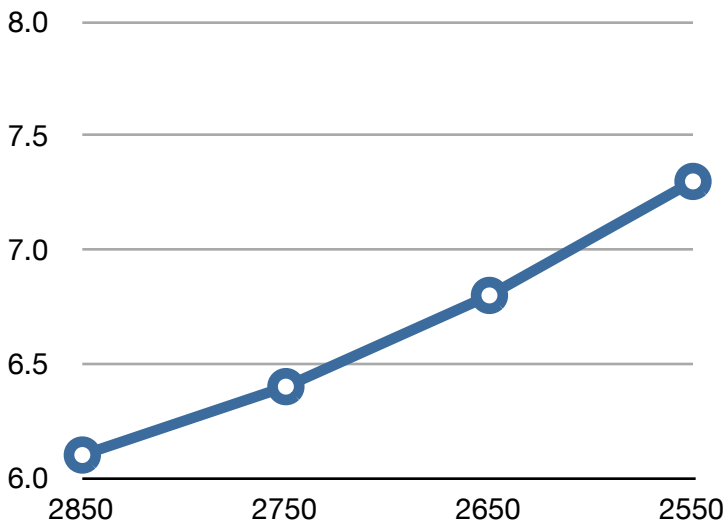
- 200 Yard Zero
- 100 Yard Zero

#### Come up for 69's from an AR at 600



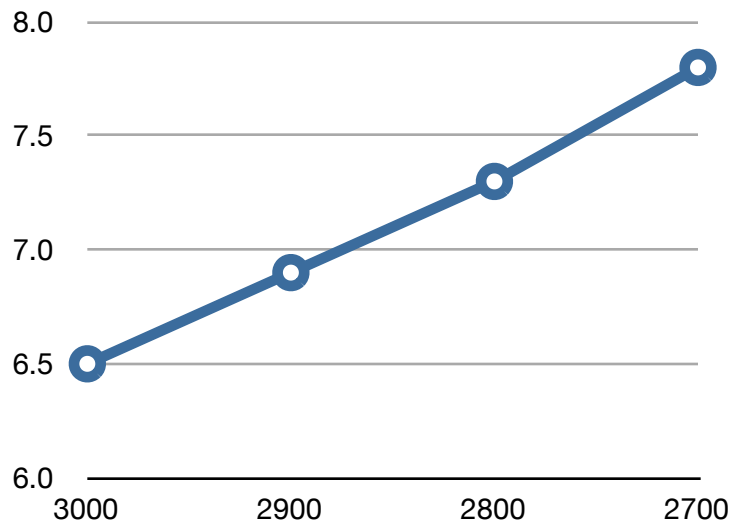
- 200 Yard Zero
- 100 Yard Zero

#### Drift vs Muzzle FPS 77's



- MOA Per 10 MPH Wind

#### Drift vs Muzzle FPS 69's



- MOA per 10 MPH Wind